

Flexible spacing

The LED Tube can be ordered with different LED spacing to adapt the illumination to different fonts and profile widths. Other factors that can be influenced by the LED spacing are the brightness and system costs.




Bright and colourful variety

For the LED Tube we use only high-quality LEDs from renowned manufacturers. Our close contact to the manufacturers as well as long-term supplier contracts ensure a consistent quality of the LEDs. This is particularly important for a long-term colour constancy. Seven different LED light colours are available from stock. In addition, a variety of other are available on request such as warm white and different shades of yellow, red or green as well as mixed colours generated by LEDs in two different colours.

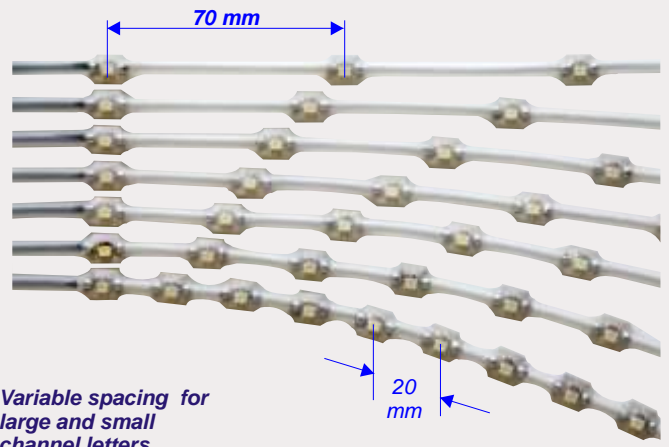
Easy installation

The LED Tube is a well thought-out and proven system that was designed for easy electrical connection and installation in channel letters. The electrical connection is achieved by standard WAGO terminals, while the LED Tube can be fixed in the channel letter using a purpose-built tube holder with double-sided adhesive tape. The adhesive tape has been optimized by 3M for use in painted sheet metal letters in outdoor applications.

Easy and safe installation in channel letters thanks to the self-adhesive tube holder

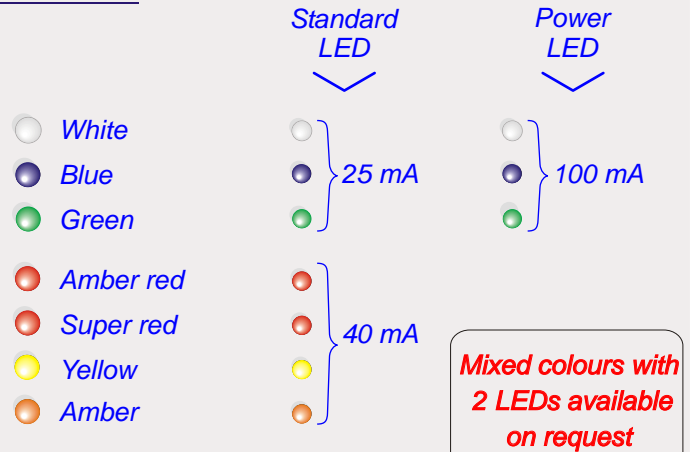


The LED spacing in the tube determines the brightness:

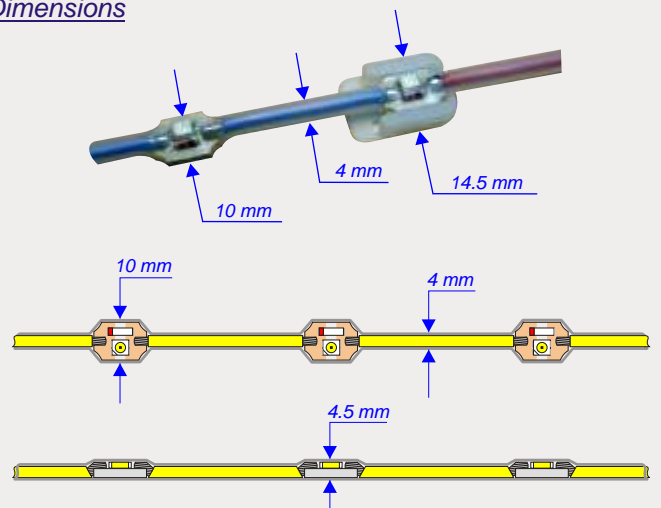


The brightness can be adapted so that even very intricate designs can be illuminated uniformly.

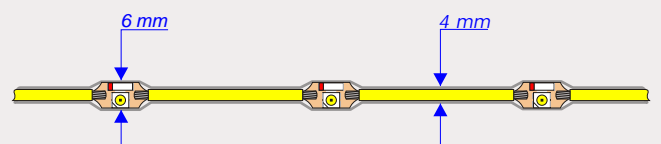
LED colours



Dimensions



Also available when space is limited: the "original" LED Tube with a width of 6 mm




NEW !

"Adele" - 12 Volts LED Strip With Power LEDs

NEW !

4 x more light with power LEDs

The next generation of powerful light emitting diodes is on its way.



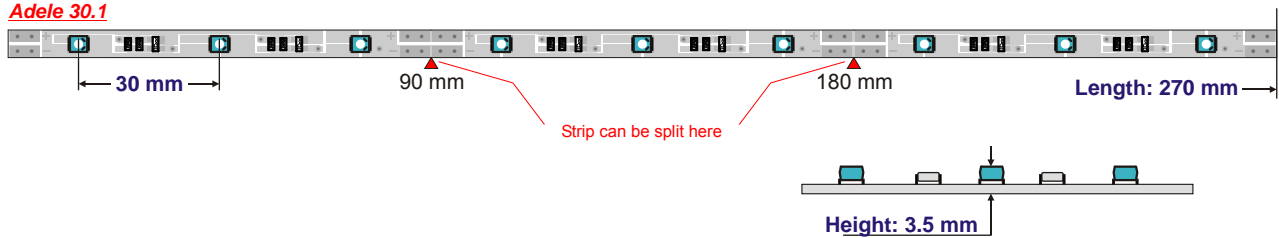
The **Adele** circuit board is a 6 mm wide, oblong LED strip for 12 V operation.

This new generation of LEDs offers four times the light output of conventional LEDs and is operated with 100 mA.

The circuit board can be extended (via soldering pads) or split at pre-defined lengths.

The "Adele" circuit board is available with white, blue and green LEDs.

Adele 30.1



Technical data - circuit boards

Type	Dimensions (mm)	LED distance (mm)	No. of LEDs	Splittable at	Power (W)
Adele 30.1	270 x 6	30	9	90 mm	4.2

Order numbers

White	5 1124 079
Blue	5 1124 076
Green	5 1124 075

Technical data - power LEDs (0.4 watts)

Colour	Manufacturer	Type	Wave length (nm)	Luminous intensity (mcd)	Forward voltage (V)	Operating current (mA)
White	NICHIA	NFSW036	0.30; 030	5,500	4.0 ... 4.5	100
Blue	NICHIA	NFSB036	465	1,000	4.0 ... 4.5	100
Green	NICHIA	NFSG036	520	4,500	4.0 ... 4.5	100

BEST SUPPLY LTD.
Unit 1602, 16/F., Kowloon Building, 555 Nathan Road, Yau Ma Tei, Kowloon, Hong Kong
Tel: +852-25200086 Fax: +852-25200071 Email: china1@bestsupply.com.hk

"Elli" - The Circuit Board for Power LEDs

Note: Series connection

"Elli" is a circuit board which has been specially designed for power LEDs.


This new generation of LEDs is operated with a current of 100 mA and features a light output that is four times higher than that of conventional LEDs.

The board itself is made of aluminium for an optimum lifetime and cooling.

The strip can be extended (using soldered connections) or split into smaller sections at given intervals of 20 mm.

Available LED colours are: white, blue and green.

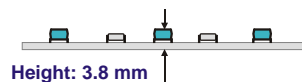
The strip can be fitted with LEDs at distances of 20 mm or 40 mm depending on the application and light requirements.



Available colours



Recommended converter type: C100/150



Order numbers

Type	White	Blue	Green	Red	Yellow	Amber
Elli 20.1	51204009	51204006	51204005	51204007	51204004	51204003

Technical data - circuit boards

Type	Dimensions (mm)	LED distance (mm)	No. of LEDs	Splittable at	Rated current (mA)	Max. length with Converter C100/150
Elli 20.1	250 x 9.8	20 (40)	12 (6)	20 mm	100	800 (1.600) mm

Technical data - LEDs

Colour	Manufacturer	Type	Wave length (nm)	Luminous intensity (mcd)	Forward voltage (V)	Operating current (mA)
White	NICHIA	NFSW036AT	0.30; 030	5,500	4.0 ... 4.5	100
Blue	NICHIA	NFSB036AT	465	1,000	4.0 ... 4.5	100
Green	NICHIA	NFSG036AT	520	4,500	4.0 ... 4.5	100

BEST SUPPLY LTD.

Unit 1602, 16/F., Kowloon Building, 555 Nathan Road, Yau Ma Tei, Kowloon, Hong Kong
Tel: +852-25200086 Fax: +852-25200071 Email: china1@bestsupply.com.hk